

PEACE

RIVER



REGIONAL

HOSPITAL

DISTRICT

2016

Adopted March 24, 2016

A handwritten signature in blue ink that reads 'Kim Frech'.

Kim Frech, Chief Financial Officer

PEACE RIVER REGIONAL HOSPITAL DISTRICT

Bylaw No. 189, 2016

A bylaw of the Peace River Regional Hospital District
to adopt an annual budget

WHEREAS pursuant to the provisions of the *Hospital District Act*, RSBC 1996, c. 202, a Hospital District Board must adopt an annual budget;

NOW THEREFORE, the Peace River Regional Hospital District Board of Directors, in open meeting assembled, enacts as follows:

1. Citation

This bylaw may be cited for all purposes as the "2016 Annual Budget Bylaw No. 189, 2016."

2. Enactment

Schedule "A" attached hereto and forming part of this bylaw is hereby adopted as the annual budget of the Peace River Regional Hospital District for the year ending December 31, 2016.



READ A FIRST TIME this 10th day of March, 2016.

READ A SECOND TIME this 24th day of March, 2016.

READ A THIRD TIME this 24th day of March, 2016.

ADOPTED this 24th day of March, 2016.

(Corporate Seal has been
affixed to the original bylaw)

(
(Don McPherson, Chair
(
(Jo-Anne Frank, Corporate Officer

I hereby certify this to be a true and correct copy of
"2016 Annual Budget Bylaw No. 189, 2016", as adopted
by the Peace River Regional District Hospital Board
on _____, 2016.

Corporate Officer

Peace River Regional HOSPITAL District
2016 ANNUAL BUDGET
Schedule 'A' - Bylaw 189, 2016

2016
ANNUAL


Revenue

Tax Requisition - Electoral Area	\$	11,173,511
Tax Requisition - Municipal	\$	6,228,426
Grants-in-lieu of taxes	\$	5,000
Investment Income and Refunds	\$	50,000
Transfer from NH Reserve for Future Requests	\$	-
MFA Actuarial Contribution	\$	656,753
Transfer from Reserves (from NH for "Old Hospital Debt)	\$	180,088
Total Revenue	\$	18,293,778

Expenditures

Administrative Costs	\$	11,000
Debtenture - Interest	\$	3,764,727
Debtenture - Principal	\$	2,761,298
Annual Equipment and Major Projects Grant	\$	1,500,000
Medical Recruitment Grant	\$	100,000
Transfer to Capital Reserve	\$	9,500,000
Actuarial Gain on Debt	\$	656,753
Total Expenditures	\$	18,293,778

Adopted March 24, 2016




Kim Frech,
 Chief Financial Officer

Peace River Regional HOSPITAL District 2016 ANNUAL BUDGET - WORK PAPERS		2016 BUDGET	NOTES	2017	2018	Projects Outer Years
Revenue						
2015 Budget						
10,505,933	Tax Requisition - Electoral Area	11,173,511	64.21%			
5,893,860	Tax Requisition - Municipal	6,228,426	35.79%	14,949,195	15,062,577	
5,000	Grants-in-lieu of taxes	5,000	Leave as LY budget for unknowns	2,500	2,500	
50,000	Investment Income and Refunds	50,000	Increased LY budget due to LY actual was \$66K	40,000	40,000	
-	Transfer from NH Reserve for Future Requests	-	Amount required IF request exceeds the \$1.5M annual allocation			
656,753	MFA Actuarial Contribution	656,753	Requirement of Audit to report Actuarial Payments made by MFA on our behalf. In/Out	794,747	932,251	
-	Borrowing Proceeds	-		3,200,000	9,600,000	
182,232	Transfer from "Old Hospital" Reserve	180,088	Amount for debt payments remaining of "Old" FSJ Hospital. NH provided total and will use until old debt paid.	180,088	180,088	
17,293,778	Total Revenue	18,293,778		19,166,530	25,817,416	
		0.591 CL 1 (Res) Rate				
Expenditures						
11,000	Administrative Costs	11,000	Audit \$5,000; Admin Fee to RD \$5,000 for administration and travel/meetings; Miscellaneous \$1,000	11,000	11,000	
3,764,727	Debenture - Interest	3,764,727	Per Municipal Finance Authority Debt Payment Schedule	4,496,813	4,016,107	
2,761,298	Debenture - Principal	2,761,298	Per Municipal Finance Authority Debt Payment Schedule. <i>Outstanding Debt Dec. 31, 2013 is \$85,570,269</i>	3,063,970	2,904,939	
	Annual Capital Grant (Max \$1.5m)					
50,667	Building Integrity	50,667	Per NH Schedule (included in the \$1.5 million annual maximum)	50,667	50,667	
561,000	Equipment & Projects < \$100,000	561,000	Per NH Schedule (included in the \$1.5 million annual maximum) Increased by 10% but still within annual max \$1.5M (reduced transfer to NH Funds for Future Requests)	577,320	590,000	
221,145	Information Technology - ICCIS	146,961	Per NH Schedule (included in the \$1.5 million annual maximum)	159,560		
	Information Technology - EDIS		Per NH Schedule (included in the \$1.5 million annual maximum)		119,559	93,822
-	Information Technology - HLN Cerner Equipment > \$100,000	-		67,200	286,272	
43,200	DCH Immunoassay Analyser		Per NH Schedule (included in the \$1.5 million annual maximum)			
	DCH Phone System				100,000	
	TR & HH Phone Systems				40,000	
	DCH Remote Multipurpose Fluoro Room	396,000				
	FSH Nuclear Medicine Gamma Camera				240,000	
	Major Projects:					
64,000	CGH Demand Control Ventilation		Per NH Schedule (included in the \$1.5 million annual maximum)			
112,068	DCH Energy Conservation Measures		Per NH Schedule (included in the \$1.5 million annual maximum)			
	DCH Plant/Property Fire Sprinklers					
	FSJ Parking Lot Expansion				148,000	
	FSJ Hospital Main Chemistry Analyzer				5,118	
447,920	NH Funds for Future Requests	345,372	Total grant per year is \$1.5M. This year the total request is less. Put in reserve for future "over" requests.			
	Residential Care Beds			3,200,000	9,600,000	
	Patient Care Replacement - DC					100,000,000
	Facility Redevelopment - TR					6,000,000
1,500,000	Maximum Annual Grant >> 1,500,000	1,500,000	The amount over the \$1.5M maximum annual grant is in revenue "Transfer from NH Reserve for Future Requests"	645,253	1,673,502	
100,000	NH - Targeted NE Recruiter Program	100,000	Same budget amount every year. Change criteria to now provide NH toward the cost of a "Targeted NE Recruiter"	100,000	100,000	
8,500,000	Transfer to Capital Reserve	9,500,000	Building a reserve for future major capital projects (DC Hospital). End of 2015 approximately \$31.4M in reserve	6,000,000	5,000,000	
656,753	Actuarial Gain on Debt	656,753	Requirement of Audit to report Actuarial Payments made by MFA on our behalf. In/Out	794,747	932,251	
18,793,778	Total Expenditures	18,293,778		\$ 19,166,530	\$ 25,817,416	\$ 106,093,822

Adopted March 24, 2016

17,401,937 Total Tax Requisition

0.591 Tax Rate (Last Year rate 0.593) Increased "Transfer to Capital Reserve" to keep same rate.


Kim Frech,
Chief Financial Officer

**PEACE RIVER REGIONAL HOSPITAL DISTRICT
2016 REQUISITION**

Pursuant to the provisions of Sections 25 (1) and 23 (5) of the Hospital District Act RSBC 1996 CHAPTER 202 and the Peace River Hospital District Bylaw No. 189, 2016 the amounts set out below, and supported by the attached requisition, are hereby requisitioned from the undernoted member areas for use of the Peace River Regional Hospital District during the year 2016.

Basis of Apportionment: Assessment as fixed for taxation for Regional District taxation purposes

Tax Rate or Other Limitations: None							
	Requisition Amount	Tax Rate Per 1000	Figures for Apportionment	Percent	Prior Year Adjustment	FINAL TOTAL	
District of Tumbler Ridge	\$ 508,414	0.591	\$ 86,053,961	2.92%	\$ (1,542)	\$ 506,873	
City of Dawson Creek	\$ 1,498,221	0.591	\$ 253,588,120	8.61%	\$ (9,980)	\$ 1,488,241	
District of Hudson's Hope	\$ 227,525	0.591	\$ 38,510,684	1.31%	\$ (85)	\$ 227,440	
City of Fort St. John	\$ 3,304,432	0.591	\$ 559,306,503	18.99%	\$ 4,948	\$ 3,309,380	
District of Taylor	\$ 255,758	0.591	\$ 43,289,498	1.47%	\$ (2,112)	\$ 253,646	
Village of Pouce Coupe	\$ 64,434	0.591	\$ 10,906,068	0.37%	\$ (181)	\$ 64,253	
District of Chetwynd	\$ 378,443	0.591	\$ 64,055,123	2.17%	\$ 151	\$ 378,594	
Electoral Area B	\$ 5,314,746	0.591	\$ 899,571,178	30.54%	\$ 2,751	\$ 5,317,497	
Electoral Area C	\$ 1,486,042	0.591	\$ 251,526,749	8.54%	\$ 151	\$ 1,486,193	
Electoral Area D	\$ 2,557,624	0.591	\$ 432,902,180	14.70%	\$ 9,610	\$ 2,567,234	
Electoral Area E	\$ 1,806,297	0.591	\$ 305,732,888	10.38%	\$ (3,709)	\$ 1,802,588	
Total	\$ 17,401,937		\$ 2,945,442,952	100.00%	\$ 0	\$ 17,401,937	

Budget After Prior Year Adjustment		
Municipal Requisition:	\$ 6,228,426	
Electoral Area Requisition:	\$ 11,173,511	CL 1 Rate
Total Requisition:	\$ 17,401,937	0.591

	Last Year	Change %	Change \$
Requisition	\$ 15,234,436	14.2%	\$ 2,167,501
Assessment	\$ 2,570,030,070	14.6%	\$ 375,412,882
Tax Rate	\$ 0.593	-0.3%	\$ (0.002)